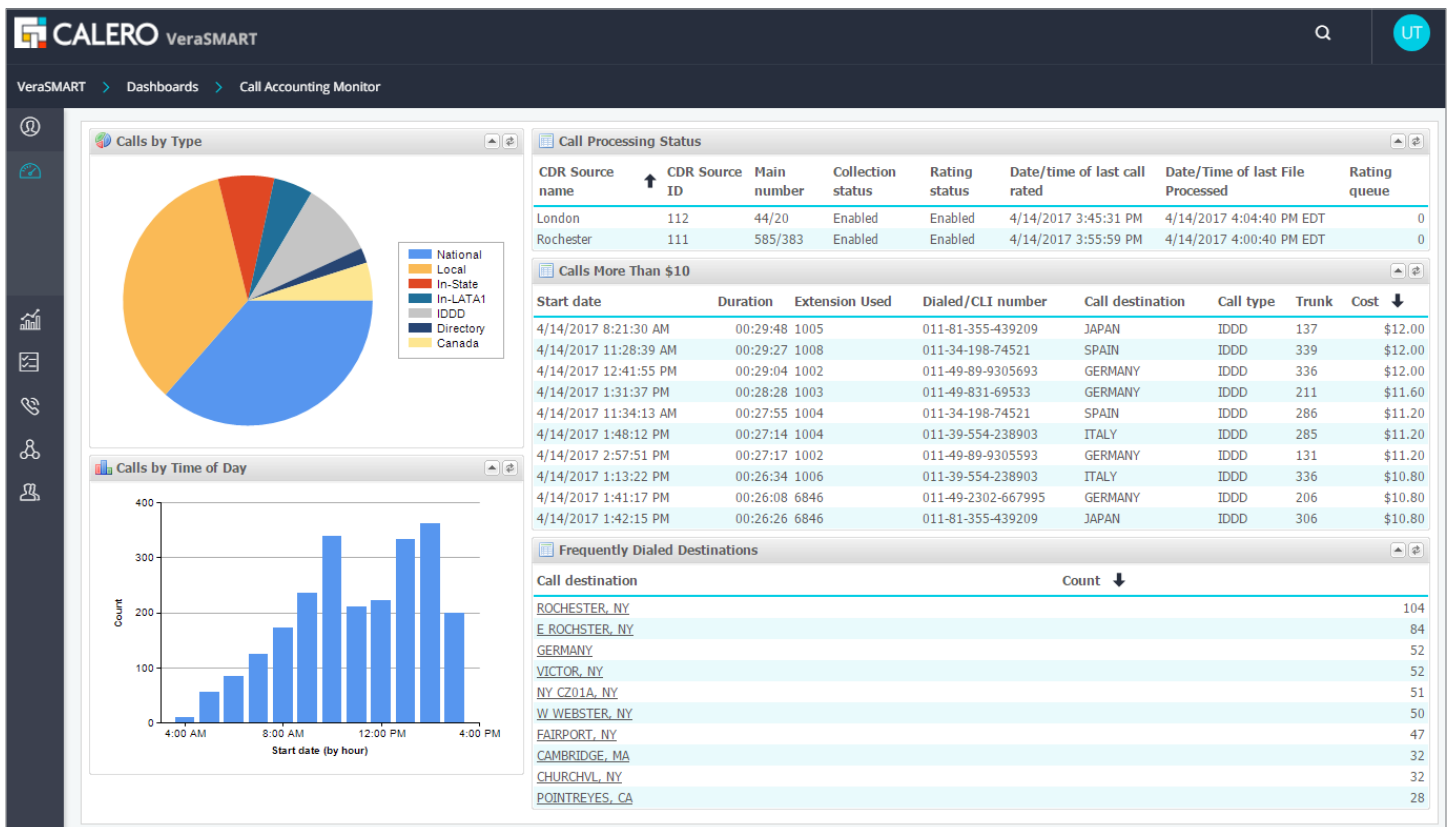


What's New in Calero VeraSMART 12

Completely New, Intuitive User Interface and Experience

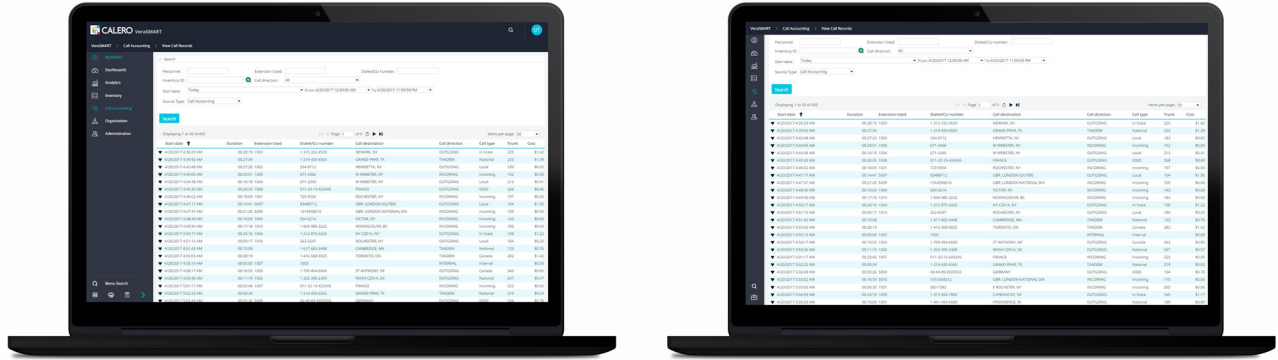
Calero VeraSMART Call Accounting V12 introduces a clean, modern, and refreshing styling that helps you work smarter and faster. With a new responsive design, attractive color scheme, updated icons, and restyled login page, VeraSMART was created side-by-side with our customers, and sets the framework for even more enhancements still to come.



- **Optimized On-Screen Real Estate** with collapsing header
- **Fewer Clicks for Critical Tasks** with responsive, multi-level side menu
- **User-Centric Views** with auto-hiding menu that displays your personal roles and actions
- **Quick Search Window**, new breadcrumb navigation, pop-up user notifications, and more

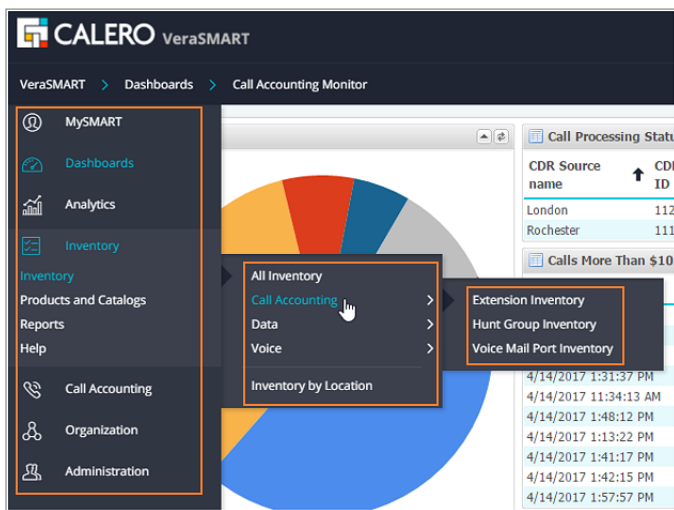
Intuitive User Interface Helps You Work Smarter and Faster

Now Calero VeraSMART is easier to use than ever before, with a clean new interface. To minimize training and adoption time for both seasoned veterans and entirely new users, all V12 menus are identical to previous releases. You'll be up and running in no time!



Optimized On-Screen Real Estate with Collapsing Header

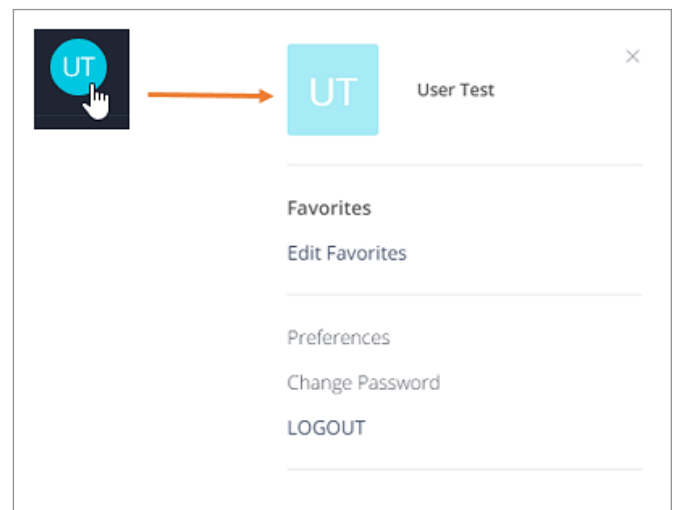
VeraSMART V12 makes it easy to take full advantage of any screen size, no matter what device you're working on. When scrolling on any page, the top header bar now automatically hides to provide more screen space for important, actionable data. Use keyboard shortcuts to jump from the top (Home) to the bottom (End) of the screen. Just hover over the header bar area and it will reappear.



Fewer Clicks for Critical Tasks

Tab navigation has been replaced with a side menu containing expandable and collapsible sections. Click a menu entry to display the 2nd level options. Click or hover over a 2nd level menu item (depending on your system setting) to open a 3rd level pop-out menu if it is available.

The menus will retain their opened state to the 2nd level until you close the section. You can have as many sections open as you like. Use your mouse wheel to easily scroll through the menu options or use the vertical scroll bar.



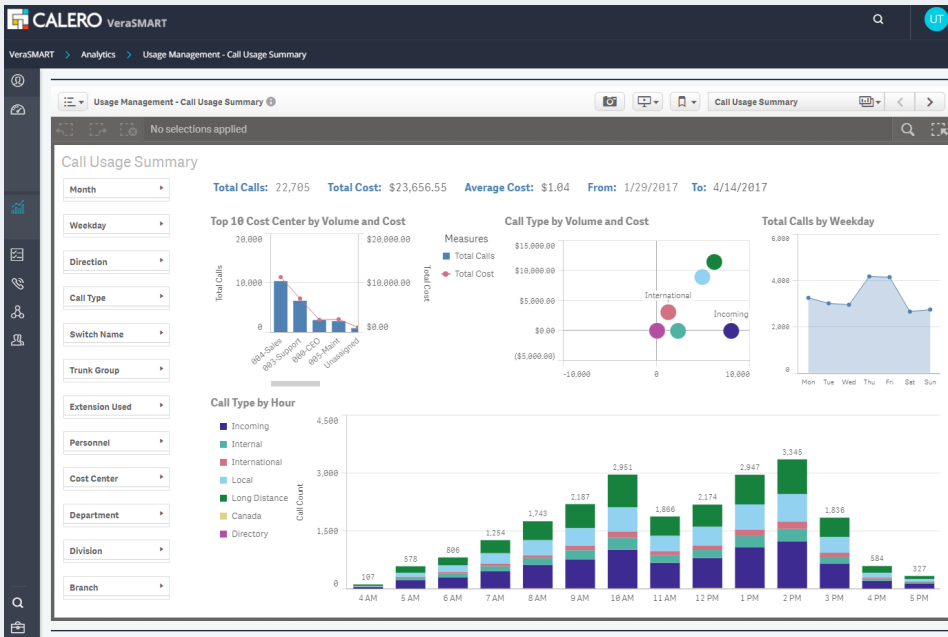
User-Centric Views

Once logged in, you will notice a new user icon in the upper-right. This is an auto-hiding menu where user roles and login actions may be accessed. Simply click the user icon to access your user options and roles.

Web Based Fonts

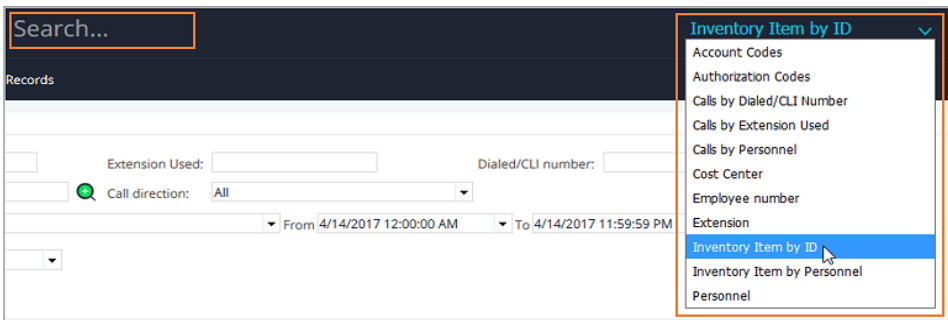
No longer will reading text within the VeraSMART application tire your eyes. By using web based fonts, all text will be easy to read and ideal for screens.

Add the InSight Analytics Data Discovery & Visualization Tool



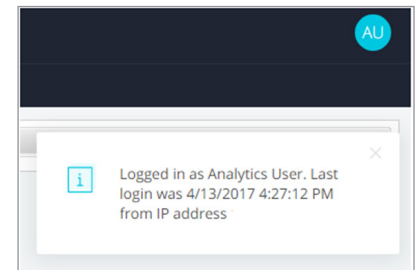
InSight Analytics provides you with a new way of interacting with your VeraSMART data.

- Gain actionable insights in minutes instead of hours or days
- Visualizations make it easy to share cost saving opportunities, potential risks, and additional insights
- Compare metrics and key performance indicators to spot subtle trends, geographic patterns, unusual activity and cost spikes, compliance risks, and excessive usage.
- Drill deeper into your data, leveraging free-form exploration to identify problem causes and correlations that warrant further scrutiny.
- Available for purchase as an add-on module.



Quick Search

The Quick Search feature is now located in the upper-right next to the user icon. Use the drop-down menu to select the data type that you need to search. Type your search criteria in the upper-left corner. The search field is only visible when a quick search has been initiated.



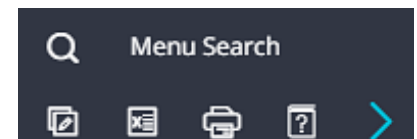
User Notifications

Notifications and error messages now appear in a pop-up box near the user icon, including error messages. Click the "X" to acknowledge the notification.



New Breadcrumb Navigation

The new breadcrumb towards the top of the screen shows the System Name > Menu Selection > Current Page. This will serve as a reference showing you exactly where you are in the software.



Main Menu Options

The bottom of the main menu contains a series of icons representing actions that can be taken. Hover over each icon to see the action it represents.

VeraSMART 12 System Requirements Highlights



InSight Analytics is available for purchase as an add-on module.

VERASMART 12 LICENSING

- Calero VeraSMART 12 is available as a complimentary self-upgrade for current customers with an active maintenance agreement. For more information about the self-upgrade, or a quote for additional software or services, call 585.383.6806 or visit www.call-accounting-solutions.com/contact-us.
- VeraSMART 12 is a one step upgrade from 9.x, 10.x and 11.x releases. Existing reports, list views, EZ-Shares, and dashboards are not impacted by the upgrade.
- System requirements depend on whether or not the InSight Analytics module is purchased with the upgrade. See chart at right for details.
- InSight Analytics is available for purchase as an add-on module to premise and SaaS configurations of VeraSMART 12 Wireline Call Accounting.

Upgrade Type	Upgrades that Include InSight Analytics	Upgrades that Exclude InSight Analytics
Operating System	Windows Server 2008 R2 (X64) Windows Server 2012 (x64) Windows Server 2012 R2 (X64) Windows Server 2016 (X64)	Windows Server 2008 R2 (X64) Windows 10 (editions including IIS) Windows Server 2012 (x64) Windows Server 2012 R2 (X64) Windows Server 2016 (X64)
Memory	16 GB	4 GB
Browsers	Latest versions of Chrome, Firefox, Safari, Edge, Internet Explorer	Latest versions of Chrome, Firefox, Safari, Edge, Internet Explorer
Storage	No changes	No changes
Database	Still contains embedded SQL Express; no changes to supported SQL server versions	Still contains embedded SQL Express; no changes to supported SQL server versions

Please visit the VeraSMART User Community at <https://support.veramark.com/login.aspx> to view full system requirements documentation.

VeraSMART Implementation Options

To help you obtain maximum value from your call accounting solution, Calero offers the choice of on-premise purchased software or a VeraSMART SaaS implementation. With either option, you maintain administrative control of your solution.

On-Premise Purchased Software

- Hardware and software purchased by user as capital expense
- On-premise location provides highest level of application control
- Highest level of control over internal systems and data

SaaS Implementation

- Software is an operational expense for user
- SaaS hardware/software are owned and maintained by provider
- Lower total cost of ownership - no upfront capital costs
- Provider performs software upgrades

About Calero Software

In addition to VeraSMART Call Accounting, Calero Software is a leading provider of Communications Lifecycle Management solutions with a deep commitment to innovation and customer service. Calero's CLM Suite supports the full communications lifecycle (from procurement to payment) including software/services that aid Telecom Expense Management (TEM), Wireless Expense Management (WEM), Managed Mobility Services (MMS) and Usage Management. Calero has thousands of customers in the United States and more than 40 countries worldwide, including Fortune 1000 corporations, universities and government agencies. For more information, visit us at www.calero.com or www.call-accounting-solutions.com, or call 585.383.6806.